

Inverter digital acquisition DC voltage range





Overview

When does a DC inverter start?

The inverter starts as soon as the DC bus voltage is present at a greater level than 10% of the AC maximum. Observe the controlled AC voltage waveform on the output. The frequency and the amplitude of the AC voltage is determined by the values on the powerSUITE page of the solution. If any changes are required, stop the inverter.

What is a voltage source inverter?

Voltage source inverters (VSIs) are commonly used in uninterruptible power supplies (UPS) to generate a regulated AC voltage at the output. Control design of such inverter is challenging because of the unknown nature of load that can be connected to the output of the inverter.

What is the output current rating of tida-010025 inverter?

Figure 4. Three-Phase Inverter The TIDA-010025 inverter designed using the IGBT module has a nominal output current rating of 14 Arms. Note that in this design provision has been given for three-phase mains voltage rectification but is not tested. 200 to 480 VAC mains input is given to connectors J1 and J3.

How do I set a voltage for an inverter?

Enter 60 Hz for frequency for the AC waveform. This will be the frequency of the inverter output. Under Inverter Power Stage Parameters, enter 110 VRMS for the output voltage. This will be the value that the AC output will regulate to. Type Ctrl+S to save the page. Right-click on the project name. Select Rebuild Project.



Inverter digital acquisition DC voltage range



[Two-Mode Controlled Single/Dual-Input DC-AC Inverter ...](#)

Nov 16, 2025 · As a result, the reliability and overall conversion efficiency are improved accordingly. By combining the two working modes, the proposed inverter achieves uniform ...

[High-Bandwidth Phase Current and DC-Link Voltage ...](#)

Apr 13, 2018 · Description This reference design reduces system cost and enables a compact design for isolated phase current and DC-Link voltage measurement in three-phase inverters, ...




[A Novel Step-up Inverter with Wide Range Varied Input DC Voltage](#)

Jun 6, 2019 · This paper presents a novel step-up inverter with wide range varied input DC voltage, and the associated two mode control strategy, which can effectively regulate real and ...

[Reference design: 5kW Isolated Bidirectional DC-DC ...](#)

3 days ago · This article introduces a reference design for an "isolated bidirectional DC-DC power supply" that can be used as the basis for high-power conversion applications, including EV ...



[Three-Phase Buck-Boost Y-Inverter with Wide DC Input ...](#)

Sep 11, 2019 · Therefore, a straightforward and simple operation is possible. In addition, the Y-inverter allows for continuous output AC voltage waveforms, eliminating the need of additional ...




[LT7826 Datasheet and Product Info . Analog Devices](#)

Aug 1, 2025 · The LT®7826 is fully integrated monolithic DC-to-DC converter. It achieves very high efficiency with switched capacitor architecture in applications with an input-to-output ...



[Three-phase inverter reference design for 200-480VAC ...](#)


May 11, 2022 · In-phase shunt resistor based motor current sensing is done using AMC1300B isolated amplifier and DC link voltage, IGBT module temperature sensing using the AMC1311 ...





[Voltage Source Inverter Reference Design \(Rev. E\)](#)

May 11, 2022 · Description This reference design implements single-phase inverter (DC/AC) control using a C2000™ microcontroller (MCU). The design supports two modes of operation ...



Contact Us

For catalog requests, pricing, or partnerships, please visit:
<https://www.woodgoods.pl>

Scan QR Code for More Information



<https://www.woodgoods.pl>